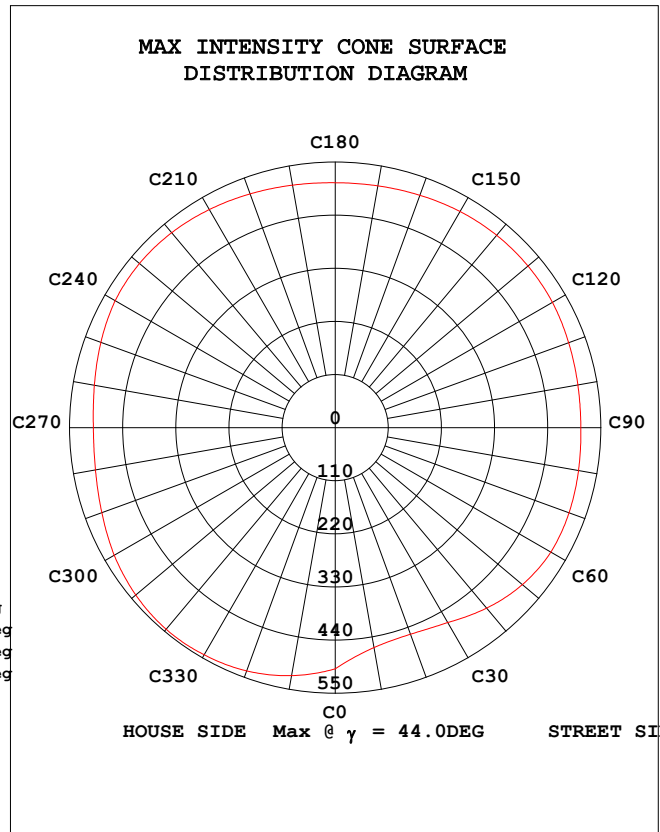
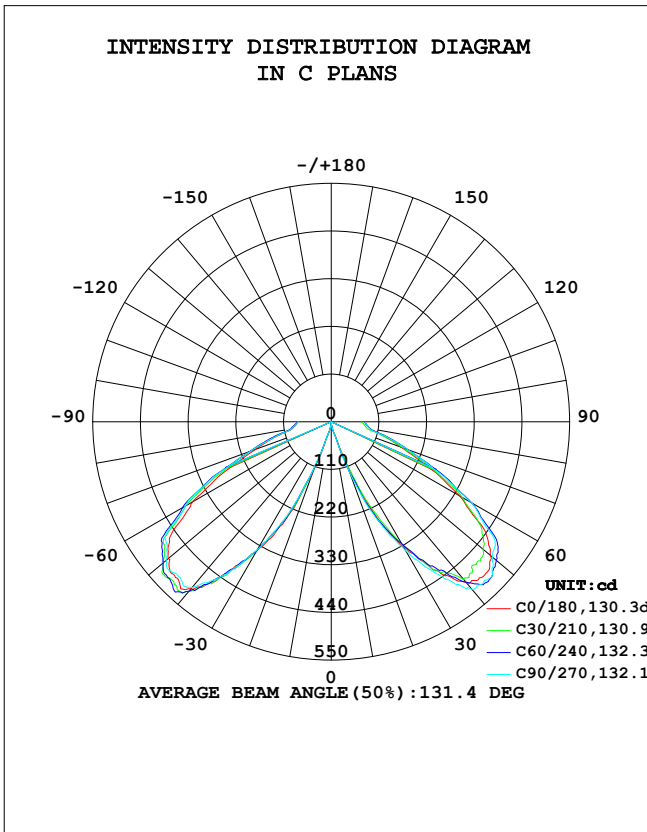


EVERFINE GONIOPHOTOMETERS SYSTEM TEST REPORT

STREETLIGHT PHOTOMETRIC TEST REPORT

NAME: C-14LED-H80	TYPE: Bollard Lighting	WEIGHT: 5.8kg
SPEC.:	DIM.: 800*φ168	

DATA OF LAMP		PHOTOMETRIC DATA			
MODEL	25W	Imax (cd)	542.9	η street_up (%)	0.0
NOMINAL POWER (W)	25	LOR (%)	68.0	η street_down (%)	33.2
RATED VOLTAGE (V)	220.0	TOTAL FLUX (lm)	1700	η house_up (%)	0.0
NOMINAL FLUX (lm)	2500	MAXIMUM @ (C, γ )	330, 44.0	η house_down (%)	34.8
LAMPS INSIDE	1	η up (%)	0.0	76 FLASHAREA (m2)	0.00100
TEST VOLTAGE (V)	220.0	η down (%)	68.0	SLI	16.815



C Range: 0 - 360DEG  
C Interval: 30.0DEG  
Test Speed: HIGH  
Temperature: 25.3DEG  
Operators: KB01  
Test Date: 2015-07-20

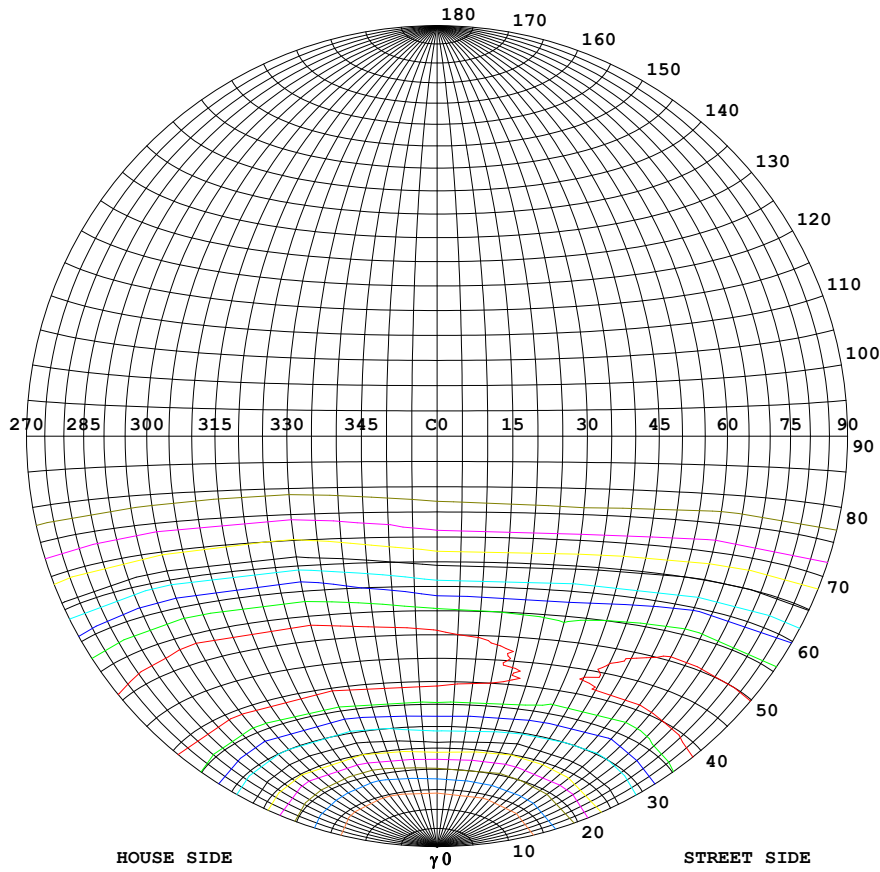
γ Range: 0 - 90DEG  
γ Interval: 0.5DEG  
Test System: EVERFINE GO-2000A\_V1 SYSTEM V2.0.288  
Humidity: 65.0%  
Test Distance: 6.100m [K=1.0000]  
Remarks:

Note: SLI: Specific Luminaire Index

EVERFINE GONIOPHOTOMETERS SYSTEM TEST REPORT

STREETLIGHT ISOCANDELA DIAGRAM

NAME: C-14LED-H80	TYPE: Bollard Lighting	WEIGHT: 5.8kg
SPEC.:	DIM.: 800* $\phi$ 168	



Classification:

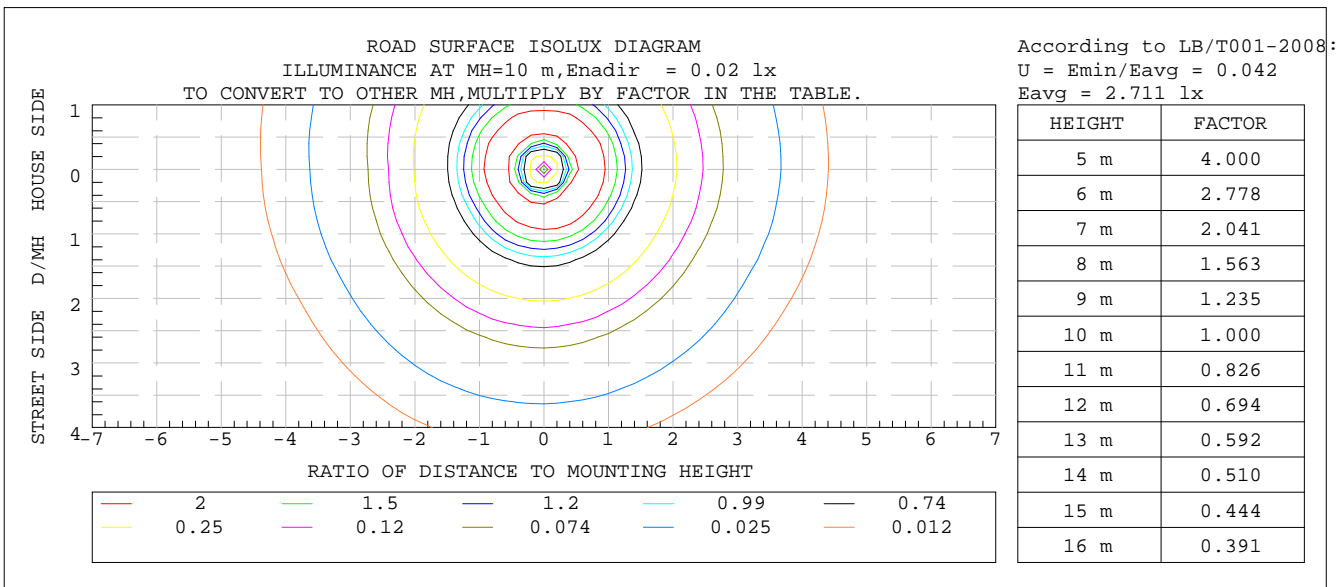
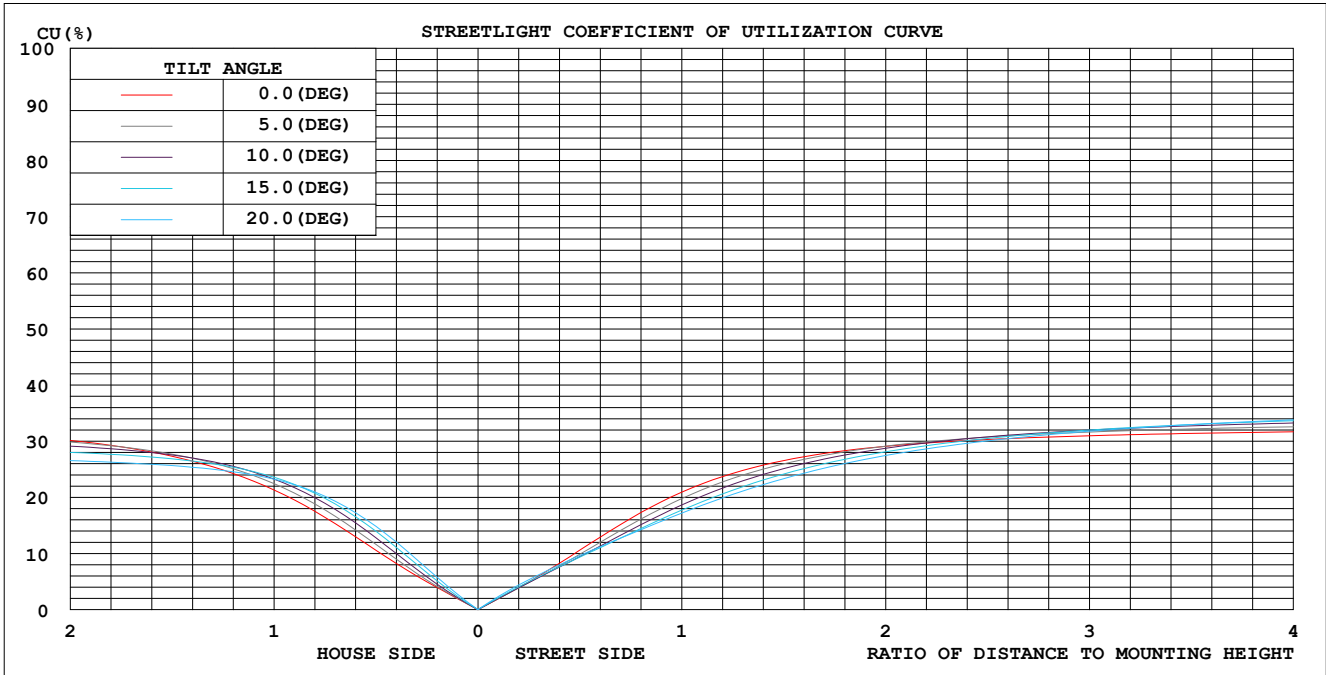
IES: Type V - Very Short  
 CIE: Average - Short  
 IES: None cut-off  
 CIE: Semi-cut-off  
 Max. At 80: 40.12cd/klm  
 Max. At 90: 31.65cd/klm  
 Max. 80-90: 40.12cd/klm

ISOCANDELA DIAGRAM	
UNIT	cd
Imax=100%	543
90%	489
80%	434
70%	380
60%	326
50%	271
40%	217
30%	163
20%	109
10%	54
5%	27

C Range: 0 - 360DEG  
 C Interval: 30.0DEG  
 Test Speed: HIGH  
 Temperature: 25.3DEG  
 Operators: KB01  
 Test Date: 2015-07-20

$\gamma$  Range: 0 - 90DEG  
 $\gamma$  Interval: 0.5DEG  
 Test System: EVERFINE GO-2000A\_V1 SYSTEM V2.0.288  
 Humidity: 65.0%  
 Test Distance: 6.100m [K=1.0000]  
 Remarks:

COEFFICIENT OF UTILIZATION CURVE  
AND ISOLUX DIAGRAM



C Range: 0 - 360DEG  
C Interval: 30.0DEG  
Test Speed: HIGH  
Temperature: 25.3DEG  
Operators: KB01  
Test Date: 2015-07-20

$\gamma$  Range: 0 - 90DEG  
 $\gamma$  Interval: 0.5DEG  
Test System: EVERFINE GO-2000A\_V1 SYSTEM V2.0.288  
Humidity: 65.0%  
Test Distance: 6.100m [K=1.0000]  
Remarks:

**EVERFINE GONIOPHOTOMETERS SYSTEM TEST REPORT**

**ZONAL FLUX DIAGRAM**

NAME: C-14LED-H80	TYPE: Bollard Lighting	WEIGHT: 5.8kg
SPEC.:	DIM.: 800* $\Phi$ 168	

$\gamma$	C0	C45	C90	C135	C180	C225	C270	C315	$\gamma$	$\Phi$ zone	$\Phi$ total	%lum, lamp
5	4.096	4.284	4.330	5.354	4.393	4.120	4.270	3.462	0- 5	0.0744	0.0744	0.00,0.00
10	14.75	15.16	15.70	18.09	16.00	15.48	15.64	13.26	5- 10	0.6956	0.7699	0.05,0.03
15	29.00	31.01	31.80	36.34	33.56	31.66	32.20	29.91	10- 15	2.847	3.617	0.21,0.14
20	100.3	111.0	124.4	144.2	119.0	108.2	100.8	92.98	15- 20	11.01	14.63	0.86,0.59
25	230.5	228.3	245.7	276.8	249.3	240.0	237.6	224.6	20- 25	37.46	52.08	3.06,2.08
30	330.0	326.6	342.0	375.3	341.6	344.4	340.3	326.3	25- 30	74.39	126.5	7.44,5.06
35	416.9	412.6	430.0	459.2	428.4	432.9	431.7	421.5	30- 35	114.1	240.5	14.1,9.62
40	483.0	478.8	505.0	515.7	503.4	510.7	499.6	504.9	35- 40	156.2	396.7	23.3,15.9
45	500.3	491.2	513.3	516.9	508.4	520.1	501.2	531.1	40- 45	189.4	586.1	34.5,23.4
50	479.1	477.1	485.8	493.1	490.8	506.0	497.4	522.1	45- 50	204.7	790.9	46.5,31.6
55	428.8	440.7	452.1	440.5	449.1	475.6	468.8	490.3	50- 55	208.0	998.8	58.7,40
60	341.5	361.3	374.1	361.3	369.1	391.8	389.8	408.7	55- 60	192.0	1191	70,47.6
65	245.5	267.5	267.3	255.0	268.5	291.6	297.5	316.7	60- 65	159.2	1350	79.4,54
70	171.5	182.0	187.2	175.4	185.9	198.7	196.9	217.1	65- 70	116.8	1467	86.3,58.7
75	123.7	125.6	129.4	125.0	131.0	138.6	133.3	153.1	70- 75	84.07	1551	91.2,62
80	90.43	87.27	90.46	93.47	90.89	94.39	92.37	97.58	75- 80	58.36	1609	94.6,64.4
85	81.19	79.28	81.95	84.43	81.82	84.53	82.87	86.20	80- 85	47.55	1657	97.4,66.3
90	76.84	73.70	77.78	78.36	77.11	77.08	76.91	77.66	85- 90	43.65	1700	100,68
95									90- 95			
100									95-100			
105									100-105			
110									105-110			
115									110-115			
120									115-120			
125									120-125			
130									125-130			
135									130-135			
140									135-140			
145									140-145			
150									145-150			
155									150-155			
160									155-160			
165									160-165			
170									165-170			
175									170-175			
180									175-180			
DEG	LUMINOUS INTENSITY:cd									UNIT:lm		

C Range: 0 - 360DEG  
 C Interval: 30.0DEG  
 Test Speed: HIGH  
 Temperature: 25.3DEG  
 Operators: KB01  
 Test Date: 2015-07-20

$\gamma$  Range: 0 - 90DEG  
 $\gamma$  Interval: 0.5DEG  
 Test System: EVERFINE GO-2000A\_V1 SYSTEM V2.0.288  
 Humidity: 65.0%  
 Test Distance: 6.100m [K=1.0000]  
 Remarks:

EVERFINE GONIOPHOTOMETERS SYSTEM TEST REPORT

ISOCANDELA DIAGRAM

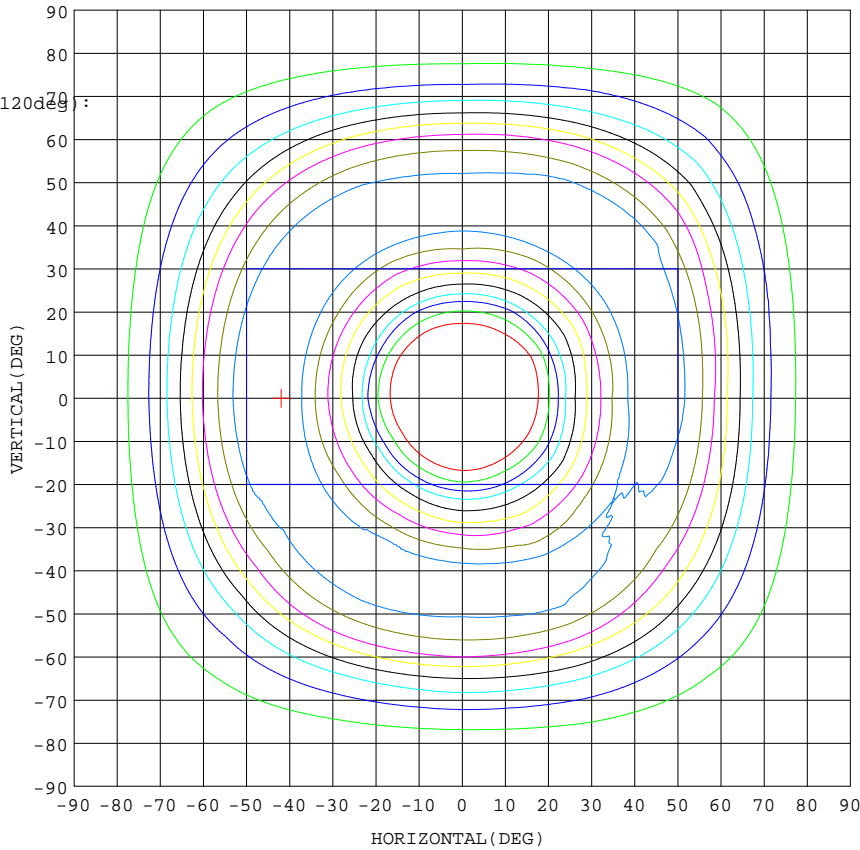
NAME: C-14LED-H80	TYPE: Bollard Lighting	WEIGHT: 5.8kg
SPEC.:	DIM.: 800*φ168	

Conical surface Flux(90deg):

586.12 lm  
 %lum = 34.5%  
 %lamp = 23.4%

Conical surface Flux(120deg):

1190.8 lm  
 %lum = 70.0%  
 %lamp = 47.6%



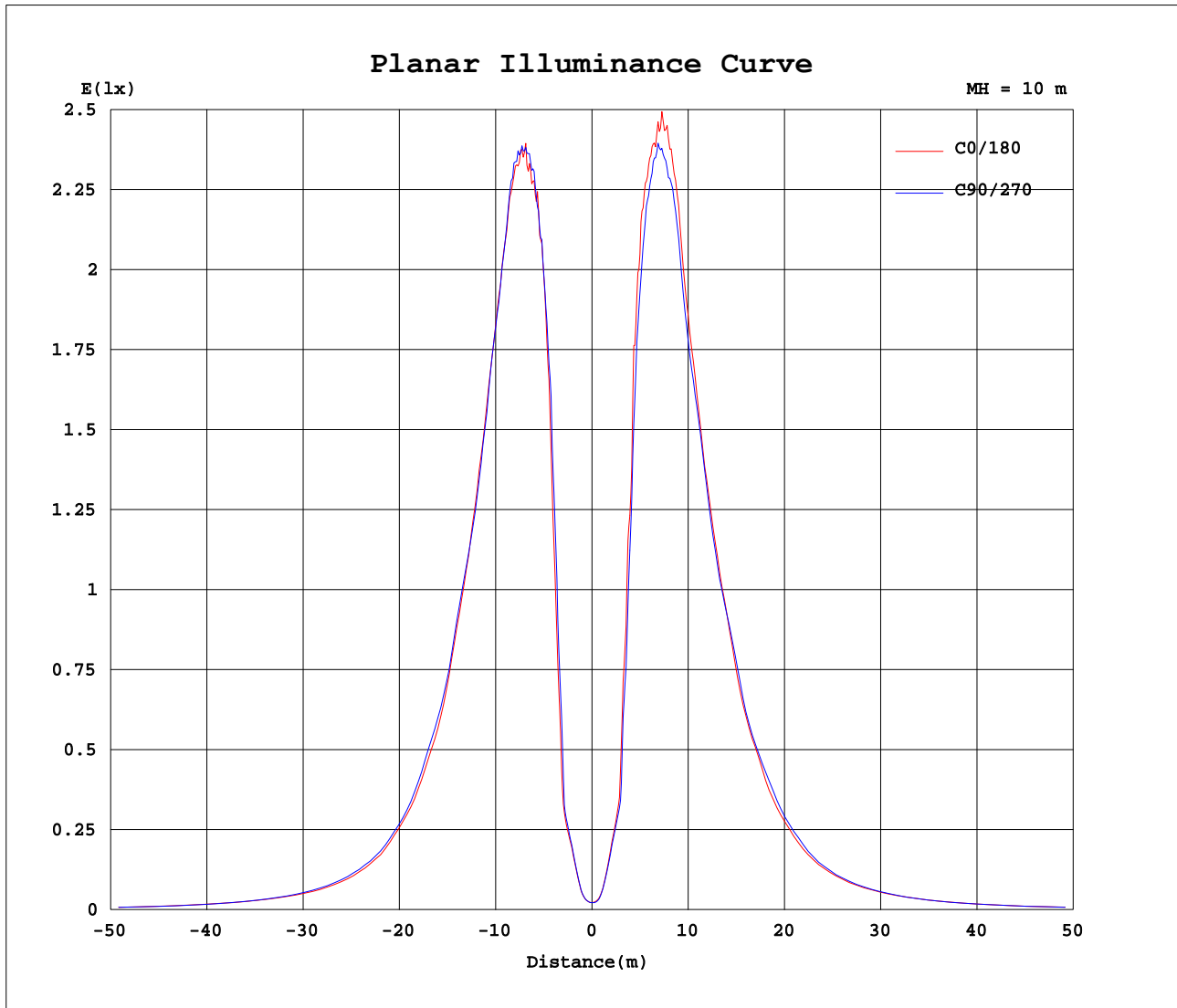
MAX = 535.94  
 MIN = 2.1306  
 AVG = 302.98  
 AVG/MAX = 0.57  
 MIN/MAX = 0.00

I<sub>max</sub>: 535.9 (H=42.0, V0.0)  
 (At: C=330.0, Gamma=44.0)  
 UNIT: cd

C Range: 0 - 360DEG  
 C Interval: 30.0DEG  
 Test Speed: HIGH  
 Temperature: 25.3DEG  
 Operators: KB01  
 Test Date: 2015-07-20

γ Range: 0 - 90DEG  
 γ Interval: 0.5DEG  
 Test System: EVERFINE GO-2000A\_V1 SYSTEM V2.0.288  
 Humidity: 65.0%  
 Test Distance: 6.100m [K=1.0000]  
 Remarks:

Planar Illuminance Curve



C Range: 0 - 360DEG  
C Interval: 30.0DEG  
Test Speed: HIGH  
Temperature: 25.3DEG  
Operators: KB01  
Test Date: 2015-07-20

$\gamma$  Range: 0 - 90DEG  
 $\gamma$  Interval: 0.5DEG  
Test System: EVERFINE GO-2000A\_V1 SYSTEM V2.0.288  
Humidity: 65.0%  
Test Distance: 6.100m [K=1.0000]  
Remarks:

EVERFINE GONIOPHOTOMETERS SYSTEM TEST REPORT

---

**LUMINOUS DISTRIBUTION INTENSITY DATA**

NAME: C-14LED-H80	TYPE: Bollard Lighting	WEIGHT: 5.8kg
SPEC.:	DIM.: 800*φ168	

Table--1

UNIT: cd

C (DEG) γ (DEG)	0	30	60	90	120	150	180	210	240	270	300	330						
0	2.20	2.20	2.20	2.20	2.20	2.20	2.20	2.20	2.20	2.20	2.20	2.20						
5	4.10	4.23	4.34	4.33	5.17	5.55	4.39	4.21	4.02	4.27	3.56	3.36						
10	14.7	14.8	15.5	15.7	17.5	18.7	16.0	15.7	15.2	15.6	13.6	12.9						
15	29.0	29.9	32.1	31.8	34.6	38.1	33.6	31.8	31.5	32.2	30.3	29.5						
20	100	97.6	125	124	138	151	119	111	106	101	93.6	92.3						
25	231	218	239	246	269	285	249	237	243	238	225	225						
30	330	329	324	342	370	381	342	345	344	340	329	323						
35	417	419	406	430	456	462	428	437	429	432	416	427						
40	483	475	483	505	518	514	503	511	510	500	498	512						
45	500	467	516	513	518	515	508	518	523	501	525	537						
50	479	457	497	486	490	497	491	506	506	497	511	533						
55	429	421	460	452	442	438	449	472	479	469	484	497						
60	341	348	374	374	362	360	369	388	396	390	404	414						
65	246	259	276	267	257	253	269	280	303	298	312	322						
70	172	176	188	187	176	174	186	198	200	197	208	226						
75	124	120	132	129	124	126	131	138	139	133	150	157						
80	90.4	83.0	91.6	90.5	92.5	94.4	90.9	93.9	94.9	92.4	94.9	100						
85	81.2	76.0	82.6	82.0	84.0	84.9	81.8	84.1	85.0	82.9	84.3	88.2						
90	76.8	70.1	77.3	77.8	79.1	77.6	77.1	76.2	77.9	76.9	77.0	78.3						

C Range: 0 - 360DEG  
 C Interval: 30.0DEG  
 Test Speed: HIGH  
 Temperature: 25.3DEG  
 Operators: KB01  
 Test Date: 2015-07-20

γ Range: 0 - 90DEG  
 γ Interval: 0.5DEG  
 Test System: EVERFINE GO-2000A\_V1 SYSTEM V2.0.288  
 Humidity: 65.0%  
 Test Distance: 6.100m [K=1.0000]  
 Remarks: