

# LED High Mast Lights


1000W 1200W

## ► FEATURES & BENEFITS

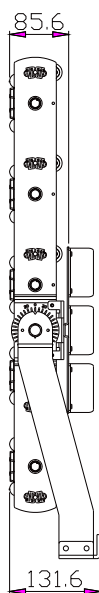
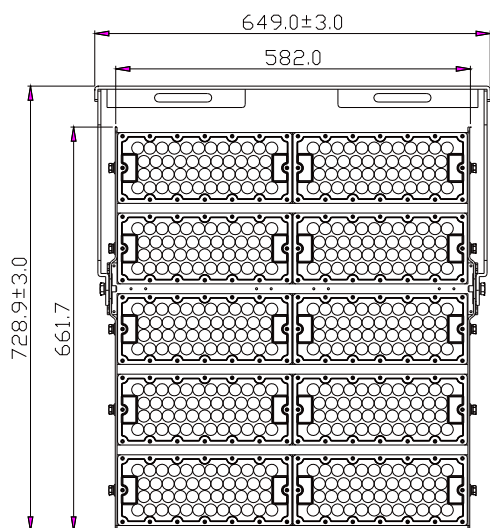
- IP65 rated LED floodlight
- Rotatable modules offering maximum customisation
- Heavy duty stirrup mounting bracket
- Multiple optics available
- Can be installed as a floodlight or high bay
- With illumination equivalent to 2200 watt and 2500W metal halide fixtures you'll enjoy an "instant-on, flicker-free" cold start, and industry-leading 155-160Lm/W.
- Protractor scale for easier aiming
- 50,000-hour operating life means years of maintenancefree operation.
- Unique design extracts heat from the light source, thereby extending component life and ultimately prolonging the useful life of the fixture.
- Lightweight design provides easy retrofitting of existing HID installations, along with quick mounting on all new installations.



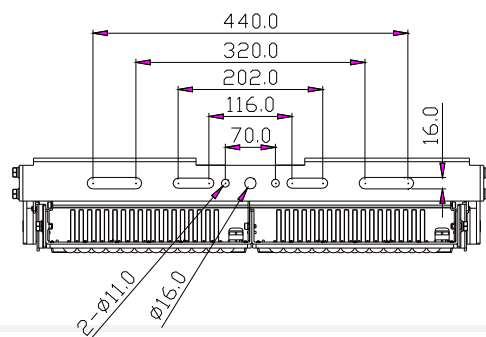
# LED HIGH MAST LIGHT 1000W 1200W




## ▼ DIMENSIONS




- ◀ Length: 25.5 in (649 mm)
- ▲ Height: 28.66 in (728 mm)
- ▼ Width: 5.2 in (132 mm)




## ▼ PHOTOMETRICS




20°




40°



60°



90°



120°



### All Applications

- Uniformity and light quality
- Light pollution and spillage
- Controls



### Baseball, Softball

- High levels of illumination
- Lighted from all sides
- Reducing glare



### Harbors, Wharfs

- Pole location (primarily sidelines)
- Pole quantity
- Number of fixtures per pole



### Soccer, Lacrosse, Mixed Use

- Pole location
- Pole quantity
- Number of fixtures per pole



### Basketball, Tennis

- Floodlight, or area-style fixtures
- Court configuration (grouping)
- Court access

- 1 ▶ Rotatable module
- 2 ▶ Replaceable optical lens
- 3 ▶ Protractor scale for easier aiming
- 4 ▶ Lengthened heavy duty mounting bracket allowing for 360° rotation
- 5 ▶ Salt spray resistant, corrosive resistant, processed with dedicated treatments on the heat sink and other components, these fixtures can withstand corrosive and salt intensive environments.



# LED HIGH MAST AREA LIGHT SPECIFICATION SHEET



## ► OPTICAL SPECS

### LSHM-B1000W-LV(XXX)

### LSHM-B1200W-LV(XXX)

Efficiency:	Up to 160 Lm/W $\pm$ 3%
Lumen:	160,000 Lumens
Color Temp:	3000K / 4000K / 5000K / 5700K
Light Source:	Lumileds 5050
Beam Angle:	20° / 40° / 60° / 90° / 140*100° / Milky PC 120°

Up to 155 Lm/W $\pm$ 3%
186,000 Lumens

## ► ELECTRICAL SPECS

Wattage:	1000 Watt
Input Voltage:	100-277VAC
Power Frequency:	50/60 Hz
Driver:	Meanwell 5xELG-240-48A
Dimming:	Dimmable / Non-dimmable

1200 Watt

## ► OTHER DETAILS

Fixture Material:	Marine grade aluminum
IP Rating:	IP65 (TUV report available)
Module rotatable:	Module rotatable up & down 15°
Lifespan:	>50,000 Hours
Dimensions:	25.5 x 28.66 x 5.2 in (649 x 728 x 132mm)
Certificates:	TUV ,CE ,SAA , CB, LM79, LM80, ISTMT, LCP



Salt Spray Test

# LED HIGH MAST LIGHT



## APPLICATION

- ▶ Outdoor lighting
- ▶ Security lighting
- ▶ Industrial lighting
- ▶ Sports field lighting
- ▶ Construction site lighting
- ▶ Highmast lighting

## ▼ ADJUSTABLE MOUNT

