

# LED High Mast Lights

600W 720W

## ► FEATURES & BENEFITS

- IP65 rated LED floodlight
- Rotatable modules offering maximum customisation
- Heavy duty stirrup mounting bracket
- Multiple optics available
- Can be installed as a floodlight or high bay
- With illumination equivalent to 1200 watt and 1500W metal halide fixtures you'll enjoy an "instant-on, flicker-free" cold start, and industry-leading 155-160Lm/W.
- Protractor scale for easier aiming
- 50,000-hour operating life means years of maintenancefree operation.
- Unique design extracts heat from the light source, thereby extending component life and ultimately prolonging the useful life of the fixture.
- Lightweight design provides easy retrofitting of existing HID installations, along with quick mounting on all new installations.

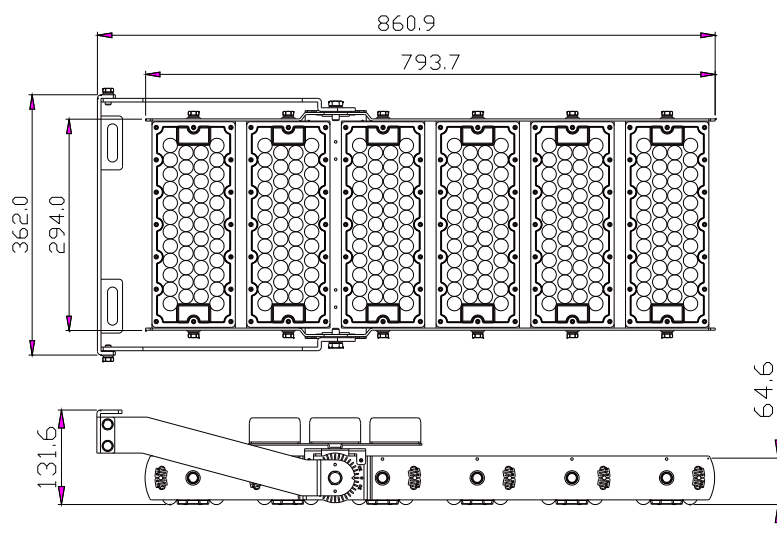




## LED HIGH MAST LIGHT 600W 720W



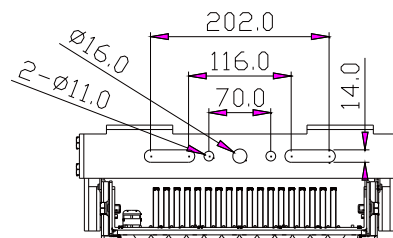
### ▼ DIMENSIONS




◀ Length: 14.25 in (362 mm)

▲ Height: 23.5 in (861 mm)


▼ Width: 5.2 in (132 mm)




### ▼ PHOTOMETRICS




20°




40°



60°



90°



120°





### All Applications

- Uniformity and light quality
- Light pollution and spillage
- Controls



### Baseball, Softball

- High levels of illumination
- Lighted from all sides
- Reducing glare



### Harbors, Wharfs

- Pole location (primarily sidelines)
- Pole quantity
- Number of fixtures per pole



### Soccer, Lacrosse, Mixed Use

- Pole location
- Pole quantity
- Number of fixtures per pole



### Basketball, Tennis

- Floodlight, or area-style fixtures
- Court configuration (grouping)
- Court access

- 1 ▶ Rotatable module
- 2 ▶ Replaceable optical lens
- 3 ▶ Protractor scale for easier aiming
- 4 ▶ Lengthened heavy duty mounting bracket allowing for 360° rotation
- 5 ▶ Salt spray resistant, corrosive resistant, processed with dedicated treatments on the heat sink and other components, these fixtures can withstand corrosive and salt intensive environments.



# LED HIGH MAST AREA LIGHT SPECIFICATION SHEET



## ► OPTICAL SPECS

	LSHM-600W-LV(XXK)	LSHM-720W-LV(XXK)
Efficiency:	Up to 160 Lm/W $\pm$ 3%	Up to 155 Lm/W $\pm$ 3%
Lumen:	96,000 Lumens	111,600 Lumens
Color Temp:	3000K / 4000K / 5000K / 5700K	
Light Source:	Lumileds 5050	
Beam Angle:	20° / 40° / 60° / 90° / 140°/100°/ Milky PC 120°	

## ► ELECTRICAL SPECS

Wattage:	600 Watt	720 Watt
Input Voltage:	100-277VAC	
Power Frequency:	50/60 Hz	
Driver:	Meanwell 2xELG-240-48A	
Dimming:	Dimmable / Non-dimmable	

## ► OTHER DETAILS

Fixture Material:	Marine grade aluminum
IP Rating:	IP65 (TUV report available)
Module rotatable:	Module rotatable up & down 15°
Lifespan:	>50,000 Hours
Dimensions:	23.5 x 14.25 x 5.2 in (597 x 362 x 132mm)
Certificates:	TUV ,CE ,SAA, CB ,LM79, LM80, ISTMT, LCP





# LED HIGH MAST LIGHT



## APPLICATION

- ▶ Outdoor lighting
- ▶ Security lighting
- ▶ Industrial lighting
- ▶ Sports field lighting
- ▶ Construction site lighting
- ▶ Highmast lighting

## ▼ ADJUSTABLE MOUNT



Round installation plate

